

# Impax Global Opportunities Fund

Semi-annual Shareholder Report  
 June 30, 2024  
 Institutional Class | PXGOX

## Fund Overview

This semi-annual shareholder report contains important information about the Impax Global Opportunities Fund (the "Fund") for the period of January 1, 2024 to June 30, 2024. For more complete information, you may review the Fund's prospectus, which is available at <https://impaxam.com/GO>. You can find additional information about the Fund at <https://impaxam.com/GO>. You can also request this information by contacting us at (800) 372-7827.

## What were the Fund's costs for the last six months?

(based on a hypothetical \$10,000 investment)

| Class Name          | Costs of a \$10,000 investment | Costs paid as a percentage of a \$10,000 investment |
|---------------------|--------------------------------|---|
| Institutional Class | \$50                           | 0.98%   |

## Key Fund Statistics as of June 30, 2024

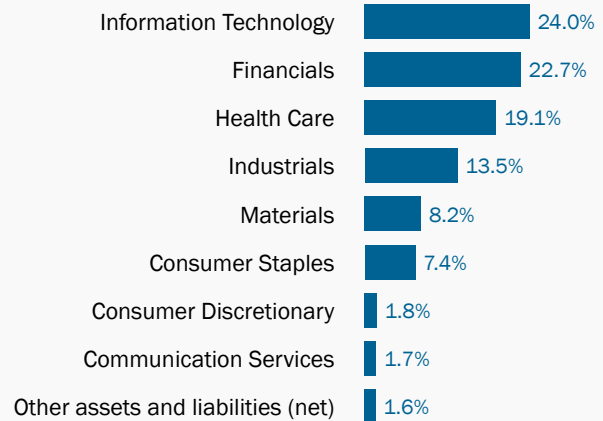
|                                    |               |
|------------------------------------|---------------|
| Net Assets                         | \$127,221,078 |
| Total Number of Portfolio Holdings | 42            |
| Portfolio Turnover Rate            | 15%           |

## Top Ten Holdings as of June 30, 2024\*

| Company                        | Percent of Net Assets |
|--------------------------------|-----------------------|
| Microsoft Corp.                | 5.1%                  |
| Alcon, Inc.                    | 4.1%                  |
| Mastercard, Inc., A            | 4.0%                  |
| Linde plc                      | 3.7%                  |
| Schneider Electric SE          | 3.5%                  |
| Thermo Fisher Scientific, Inc. | 3.3%                  |
| Marsh & McLennan Cos., Inc.    | 3.0%                  |
| Boston Scientific Corp.        | 3.0%                  |
| Cintas Corp.                   | 3.0%                  |
| Applied Materials, Inc.        | 3.0%                  |

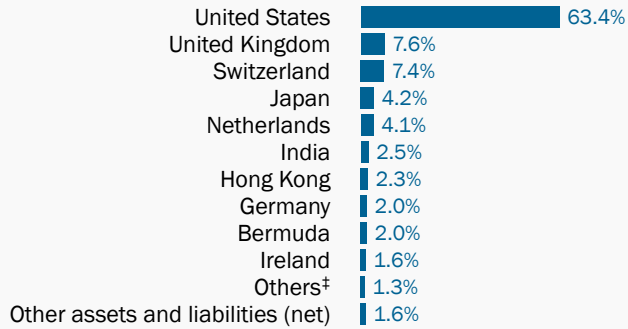
\* Ten largest holdings do not include money market securities, certificates of deposit, commercial paper or cash and equivalents, if applicable. Holdings are subject to change.

## Sector Diversification as of June 30, 2024 \*



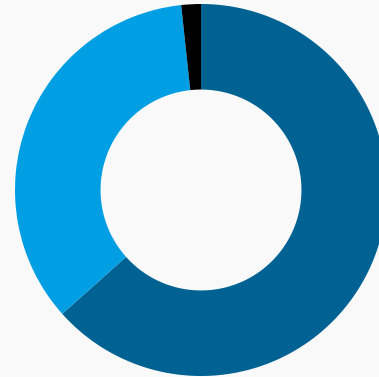
\* May include companies representing multiple industries within a single "Sector".

## Geographical Diversification as of June 30, 2024



† Included additional countries outside the top 10 listed above.

## Asset Allocation as of June 30, 2024



■ U.S. Stocks 63.4%  
■ Foreign Stocks 34.9%  
■ Cash & Cash Equivalents 1.7%



## Impax Global Opportunities Fund

Semi-annual Shareholder Report

June 30, 2024

Institutional Class: PXGOX

- Impax Asset Management
- (800) 372-7827
- <https://impaxam.com/GO>



If you wish to view additional information about the Fund, including but not limited to financial statements or holdings, please visit <https://impaxam.com/GO>.

### Householding

For shareholders with multiple accounts at the same address, only one copy of most shareholder documents will be mailed to that address. If you would prefer to receive multiple copies of Fund documents, contact (800) 372-7827.